

**IT'S TIME TO
BE A HERO**



START


GO ON A POTTY ADVENTURE

Set goals with your toddler depending on where they are on their potty training journey (e.g., sat on the potty, went potty, told Mom and Dad I needed to go, no accidents today).

Place stickers along the path to Catboy, Owlette and Gekko and become a potty hero!



FINISH



GO ON A POTTY ADVENTURE

Set goals with your toddler depending on where they are on their potty training journey (e.g., sat on the potty, went potty, told Mom and Dad I needed to go, no accidents today).

Place stickers along the path to Catboy, Owlette and Gekko and become a potty hero!



*SUIT UP!
POTTY ON!*



*SHOUT
HOORAY!*






Suit Up!

POTTY ON!



All Shout Hooray!

Potty Train the Easy Way.



Time to be a
**POTTY
HERO!**







Become a POTTY HERO!

See if you can spy the potty
and toilet paper roll.

Then color your favorite potty pals!






CATBOY

Create your own TP roll Catboy! This is the perfect project for you and your potty training superhero to bring to life.

MATERIALS NEEDED:

- ★ cardboard toilet paper roll
- ★ printer
- ★ safety scissors
- ★ tape or glue



- 1) Print, color and cut out the pieces below.
- 2) Wrap body around tube and secure the seam/top edges.
- 3) With the seam in back, fold the top edges of the tube downwards toward the inside to create the ears.
- 4) Use the tab to attach the the tail.

