

補習校 年中 すみれ

☆本日行ったこと☆

2 がつ 6 にち


ひらがな P76.77.78

すうじ 前回終了しました!

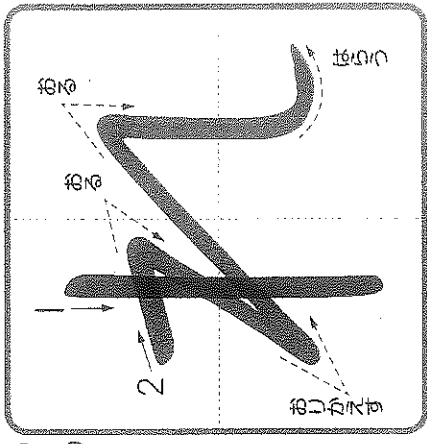
※宿題 プリント 3まい







らりるれろ



ゆひと ねのりまつり

れ	れ		
れ	れ		

れんぎゆう  
れんじつ  
れつくる

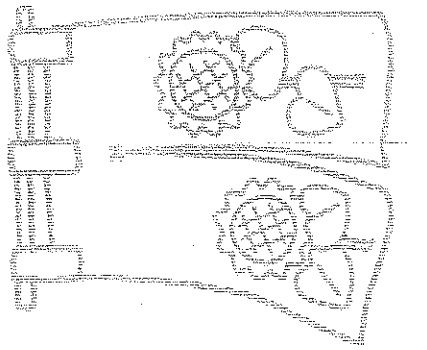

たまごまつり

	ん	り	
--	---	---	--

れんげ

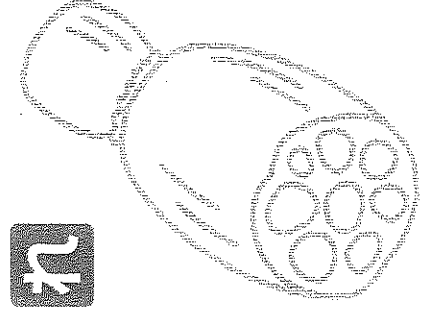
す	み		
---	---	--	--

すみれ



の		ん	
---	--	---	--

のれん



れ

	ん	ん	
--	---	---	--

れんじん

2がのり

うさぎ


(が) (に) (を)

おはようございます

おはよう

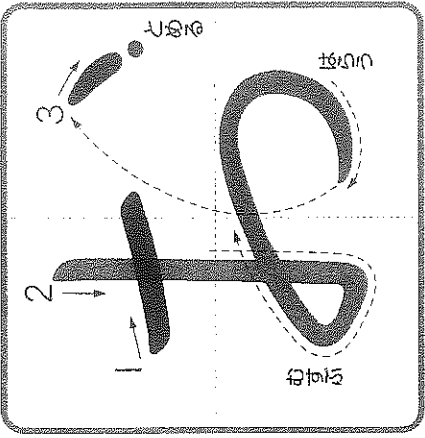


Blank writing area with dashed lines




あいうえお

おはようございます



Handwriting practice grid for the character 'お'. It contains two rows of 'お' characters with stroke order numbers, followed by blank boxes for independent practice.

おはようございます



おはようございます

Handwriting practice grid for the character 'に'. It shows a 'に' character with stroke order numbers 1, 2, 3, followed by a blank box for practice.

おに

Handwriting practice grid for the character 'か'. It shows a 'か' character with stroke order numbers 1, 2, 3, followed by a blank box for practice.


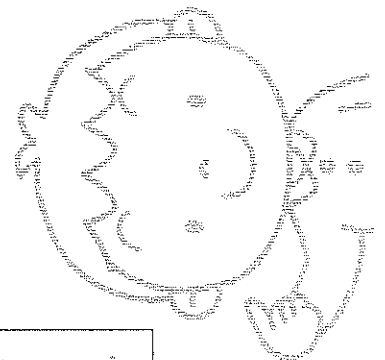

かお

Handwriting practice grid for the character 'は'. It shows a 'は' character with stroke order numbers 1, 2, 3, 4, 5, followed by a blank box for practice.

おちば

Handwriting practice grid for the character 'かみ'. It shows a 'かみ' character with stroke order numbers 1, 2, 3, followed by a blank box for practice.

おおかみ



お

認知力 お話の登場物 (1)

ひだりのおはなしにててくるものは、どれかな。  
ひとつえらんで、○にいろをぬりましょう。

